

Gloucestershire
Police & Crime Commissioner
and Group

2017 /18

**S
U
M
M
A
R
Y

A
C
C
O
U
N
T
S**

Financial Summary 2017/18

This is a summary of the Statement of Accounts of the Police & Crime Commissioner (PCC) and Group, which has been produced to provide clearer information and aid understanding. The full Statement of Accounts is available on the PCC's website at www.gloucestershire-pcc.gov.uk

Some modifications have been made to the figures contained in the full Statement of Accounts to aid clarification. Pension liabilities have been excluded from the Balance Sheet as these liabilities will be met from government funding and future pension contributions. On the Income and Expenditure Account capital adjustments and pension adjustments (IAS19) have been consolidated to simplify the statements.

Actual net expenditure for the year was £128.1 million, funded by General Grant and contributions (£59.9m), Pension Grant (£20.2m) and Council Tax (£48.0m).

Certification and Audit

The audited accounts were approved by the Police and Crime Commissioner and Chief Finance Officer on 26th July 2018.

To obtain the information included in this document in another language, large print or on audio tape please contact the PCC on 01452 754348 or E-mail: pcc@gloucestershire.pnn.police.uk

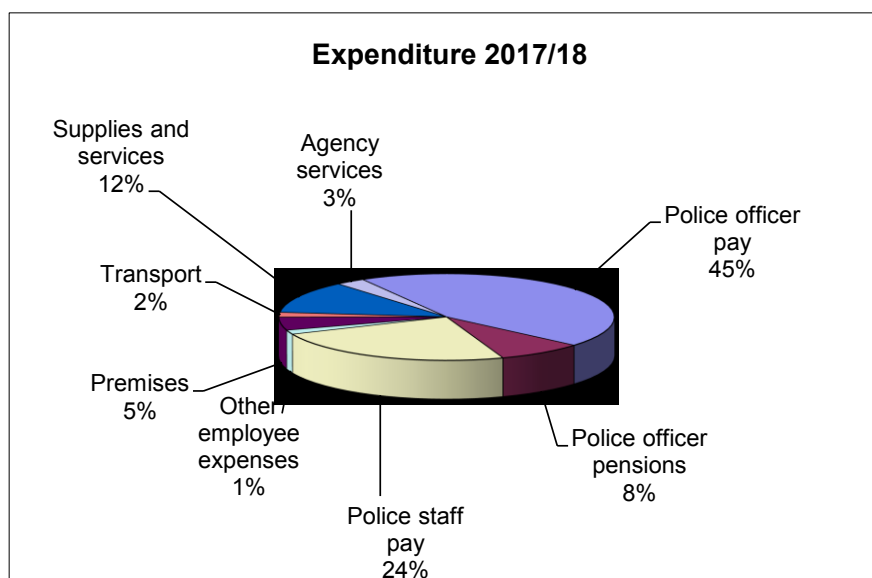
If you have any ideas or suggestions about how the information provided in these summary Accounts can be improved please let us know. Please send your comments to the Chief Accountant, Christopher Burgham at christopher.burgham@gloucestershire.pnn.police.uk or at County Police HQ, No.1 Waterwells, Waterwells Drive, Quedgeley, Gloucester, GL2 2AN.

Income and Expenditure

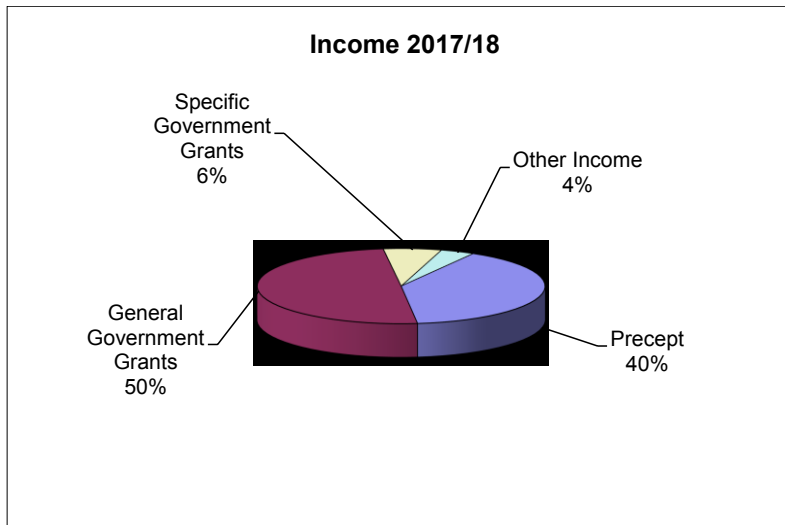
The cost of policing in Gloucestershire for the year to 31st March 2018 is shown below:

	This Year £000	Last Year £000
Police officer pay	52,288	52,013
Staff pay	28,006	27,398
Police pensions	9,653	9,494
FRS17 pension costs	4,326	-8,359
Other employee expenses	1,840	1,467
Premises	5,725	5,783
Transport	2,073	2,102
Supplies and services	14,192	12,452
Agency services	3,327	3,329
Depreciation	5,051	5,177
Revaluation losses	0	1,593
Gross Operating Expenditure	126,481	112,448
Specific grants	-7,824	-7,058
Income from fees and charges	-4,600	-4,681
Revaluation gains	-619	0
Net Cost of Service	113,438	100,709
Capital and interest charges	1,073	-1,004
Interest received	-118	-142
IAS19 adjustments	-4,326	8,359
Contribution to Pension Fund account	20,171	20,411
Transfers to/from reserves	-2,097	-454
Total cost to be funded	128,141	127,879

The analysis of Gross Operating Expenditure (excluding capital and IAS 19 adjustments) is:



The services provided by the PCC were funded as follows:



General Government Grants £59.9m
 Police Revenue Grant, Council Tax Support Grant, Capital Grant/contribution & National non-domestic rates redistribution

Specific Government Grants £7.8m
 These now account for 12% of government funding

Precept £48.0m
 The Band D Council Tax was £214.49 per dwelling (£210.31 in 2016/17)

Other Income £4.6m
 Includes £0.2m from the Home Office to fund the costs of the badger cull.

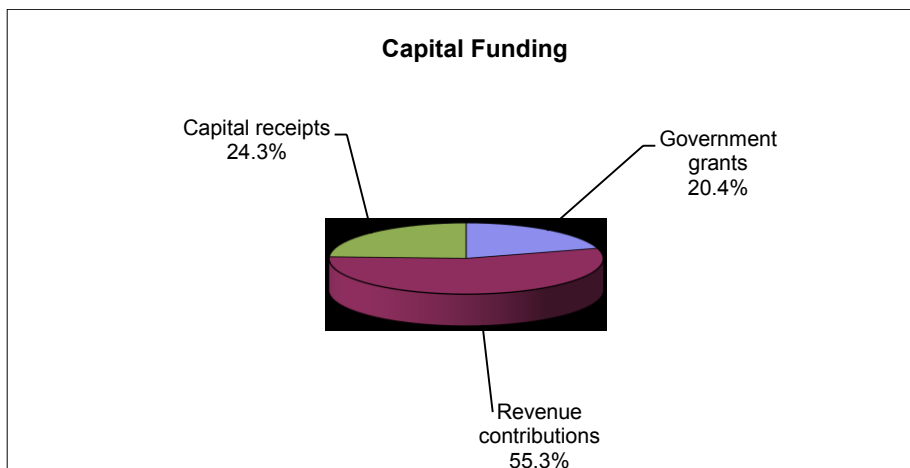
Capital Expenditure and Funding

Amounts spent on purchasing, upgrading and improving assets, and how this spending was financed.

During the year the PCC spent £3.748m on capital expenditure, on the following assets:

	£000
Vehicle replacement	1,369
IT systems	965
Equipment	24
Buildings	1,390
Total expenditure	<u>3,748</u>

This expenditure was financed by:



Balance Sheet

What the PCC owns (ASSETS) and what he owes (LIABILITIES)

	2018 £000	2017 £000
Long term assets		
Land & buildings	61,380	59,734
Vehicles, equipment & software	7,610	8,914
Total long term assets	<u>68,990</u>	<u>68,648</u>
Current assets		
Cash & short term investments	27,130	24,057
Debtors & other current assets	15,953	19,888
Total assets	<u>112,073</u>	<u>112,593</u>
Less: Liabilities		
Short term creditors	-10,621	-9,324
Borrowing	-8,863	-8,864
PFI finance lease	-17,886	-18,408
Provisions	-1,014	-401
Total liabilities	<u>-38,384</u>	<u>-36,997</u>
Total assets less liabilities	<u>73,689</u>	<u>75,596</u>

The PCC's net worth is £73.7 million.

This is represented by:

	2018 £000	2017 £000
Capital reserves	51,553	50,908
General reserve	5,561	5,361
Specific reserves	16,575	19,327
Total worth	<u>73,689</u>	<u>75,596</u>

The balance in the general reserve represents the working balance of the PCC and is held at 5% of the revenue budget.

The specific reserves have been set up to fund future spending including a reserve of £5.9 million to fund the cost of future Information Technology developments and £5.0 million to fund the cost of the Emergency Services Network. The Reserves Strategy is published on the PCC's website.

The Balance Sheet in the published Accounts includes pension liabilities of £1.379 billion. This reduces the net worth of the PCC from net assets of £74 million, to net liabilities of £1.305 billion (negative worth). This liability will be met from future pension contributions and government funding.