

Gloucestershire
Police & Crime Commissioner
and Group

2016 /17

**S
U
M
M
A
R
Y

A
C
C
O
U
N
T
S**

Financial Summary 2016/17

This is a summary of the Statement of Accounts of the Police & Crime Commissioner (PCC) and Group, which has been produced to provide clearer information and aid understanding. The full Statement of Accounts is available on the PCC's website at www.gloucestershire-pcc.gov.uk

Some modifications have been made to the figures contained in the full Statement of Accounts to aid clarification. Pension liabilities have been excluded from the Balance Sheet as these liabilities will be met from government funding and future pension contributions. On the Income and Expenditure Account capital adjustments and pension adjustments (IAS19) have been consolidated to simplify the statements.

Actual net expenditure for the year was £127.9 million, funded by General Grant and contributions (£61.0m), Pension Grant (£20.4m) and Council Tax (£46.5m).

Certification and Audit

The Accounts were approved by the PCC Chief Finance Officer on 21st June 2017.

To obtain the information included in this document in another language, large print or on audio tape please contact the PCC on 01452 754348 or E-mail: pcc@gloucestershire.pnn.police.uk

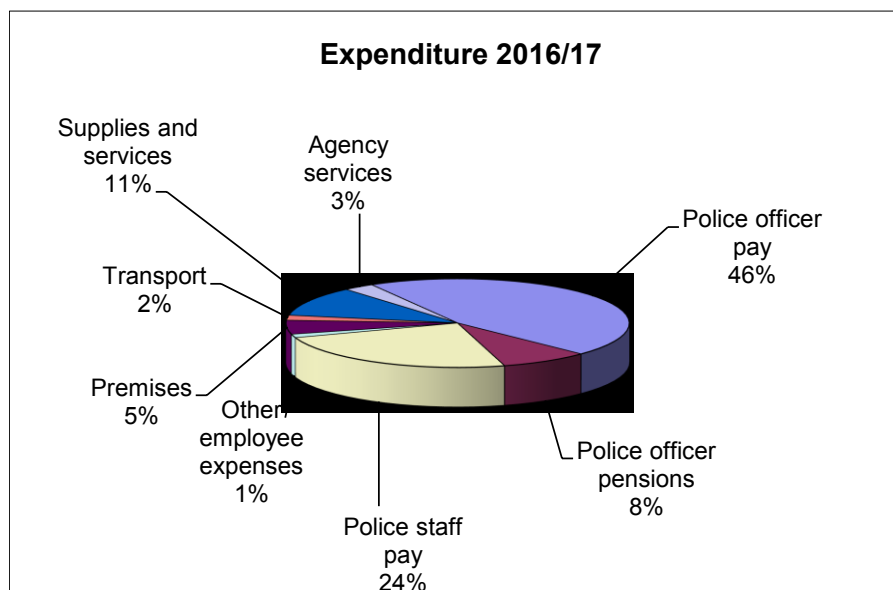
If you have any ideas or suggestions about how the information provided in these summary Accounts can be improved please let us know. Please send your comments to the Chief Accountant, Christopher Burgham at christopher.burgham@gloucestershire.pnn.police.uk or at County Police HQ, No.1 Waterwells, Waterwells Drive, Quedgeley, Gloucester, GL2 2AN.

Income and Expenditure

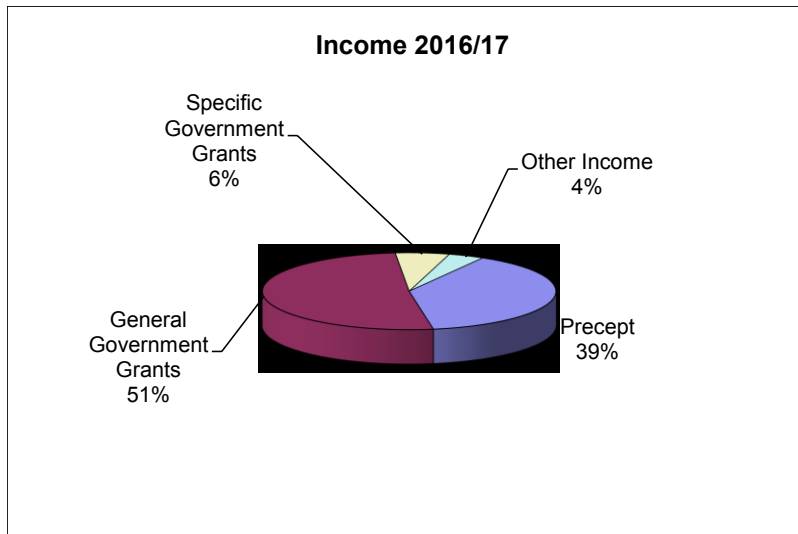
The cost of policing in Gloucestershire for the year to 31st March 2017 is shown below:

	This Year £000	Last Year £000
Police officer pay	52,013	51,282
Staff pay	27,398	26,142
Police pensions	9,494	10,392
FRS17 pension costs	-8,359	-7,126
Other employee expenses	1,467	836
Premises	5,783	5,683
Transport	2,102	2,080
Supplies and services	12,452	12,307
Agency services	3,329	3,609
Depreciation	5,177	4,614
Revaluation losses	1,593	0
Gross Operating Expenditure	112,448	109,819
Specific grants	-7,058	-6,867
Income from fees and charges	-4,681	-5,332
Revaluation gains	0	-1,037
Net Cost of Service	100,709	96,583
Capital and interest charges	-1,004	1,519
Interest received	-142	-175
IAS19 adjustments	8,359	7,126
Contribution to Pension Fund account	20,411	19,768
Transfers to/from reserves	-454	865
Total cost to be funded	127,879	125,686

The analysis of Gross Operating Expenditure (excluding capital and IAS 19 adjustments) is:



The services provided by the PCC were funded as follows:



General Government Grants £61.0m
 Police Revenue Grant, Council Tax Support Grant, Capital Grant/contribution & National non-domestic rates redistribution

Specific Government Grants £7.1m
 These now account for 10% of government funding

Precept £46.5m
 The Band D Council Tax was £210.31 per dwelling (£207.73 in 2015/16)

Other Income £4.7m
 Includes £0.4m from the Home Office to fund the costs of the badger cull.

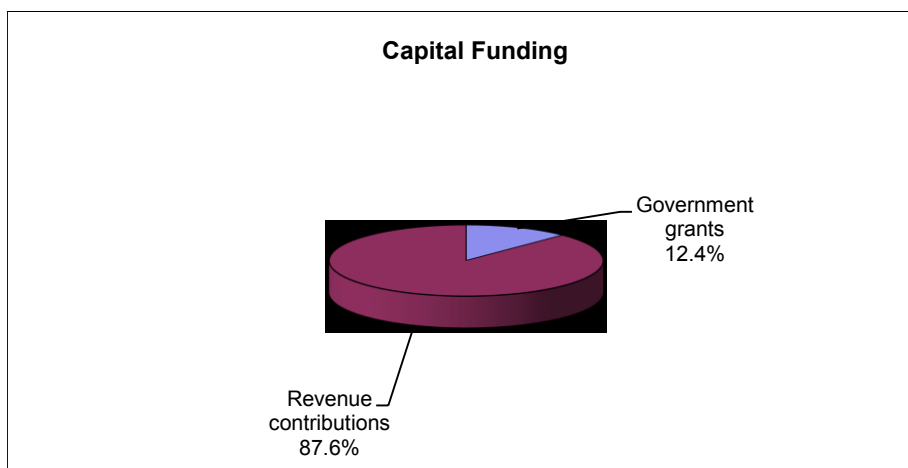
Capital Expenditure and Funding

Amounts spent on purchasing, upgrading and improving assets, and how this spending was financed.

During the year the PCC spent £4.277m on capital expenditure, on the following assets:

	£000
Vehicle replacement	1,760
IT systems	651
Equipment	228
Buildings	1,638
Total expenditure	<u>4,277</u>

This expenditure was financed by:



Balance Sheet

What the PCC owns (ASSETS) and what he owes (LIABILITIES)

	2017 £000	2016 £000
Long term assets		
Land & buildings	59,734	61,571
Vehicles, equipment & software	8,914	10,408
Total long term assets	<u>68,648</u>	<u>71,979</u>
Current assets		
Cash & short term investments	24,057	30,186
Debtors & other current assets	19,888	18,759
Total assets	<u>112,593</u>	<u>120,924</u>
Less: Liabilities		
Short term creditors	-9,324	-10,004
Borrowing	-8,864	-14,864
PFI finance lease	-18,408	-18,863
Provisions	-401	-269
Total liabilities	<u>-36,997</u>	<u>-44,000</u>
Total assets less liabilities	<u>75,596</u>	<u>76,924</u>

The PCC's net worth is £75.6 million.

This is represented by:

	2017 £000	2016 £000
Capital reserves	50,908	49,314
General reserve	5,361	5,326
Specific reserves	19,327	22,284
Total worth	<u>75,596</u>	<u>76,924</u>

The balance in the general reserve represents the working balance of the PCC and is held at 5% of the revenue budget.

The specific reserves have been set up to fund future spending including a reserve of £2.9 million which will support future revenue budgets in light of reducing Government allocations, £4.7 million to fund the cost of future Information Technology developments and £3.7 million to fund the cost of the Emergency Services Network.

The Balance Sheet in the published Accounts includes pension liabilities of £1,230 million. This reduces the net worth of the PCC from net assets of £75 million, to net liabilities of £1,155 million (negative worth). This liability will be met from future pension contributions and government funding.