

Gloucestershire
Police & Crime Commissioner
and Group

2015 /16

S
U
M
M
A
R
Y

A
C
C
O
U
N
T
S

Financial Summary 2015/16

This is a summary of the Statement of Accounts of the Police & Crime Commissioner (PCC) and Group, which has been produced to provide clearer information and aid understanding. The full Statement of Accounts is available on the PCC's website at www.gloucestershire-pcc.gov.uk

Some modifications have been made to the figures contained in the full Statement of Accounts to aid clarification. Pension liabilities have been excluded from the Balance Sheet as these liabilities will be met from government funding and future pension contributions. On the Income and Expenditure Account capital adjustments and pension adjustments (IAS19) have been consolidated to simplify the statements.

Actual net expenditure for the year was £125.7 million, funded by General Grant and contributions (£61.1m), Pension Grant (£19.8m) and Council Tax (£44.8m).

Certification and Audit

The audited accounts were approved by the Police and Crime Commissioner and Chief Constable on 8th September 2016.

To obtain the information included in this document in another language, large print or on audio tape please contact the PCC on 01452 754348 or E-mail: pcc@gloucestershire.pnn.police.uk

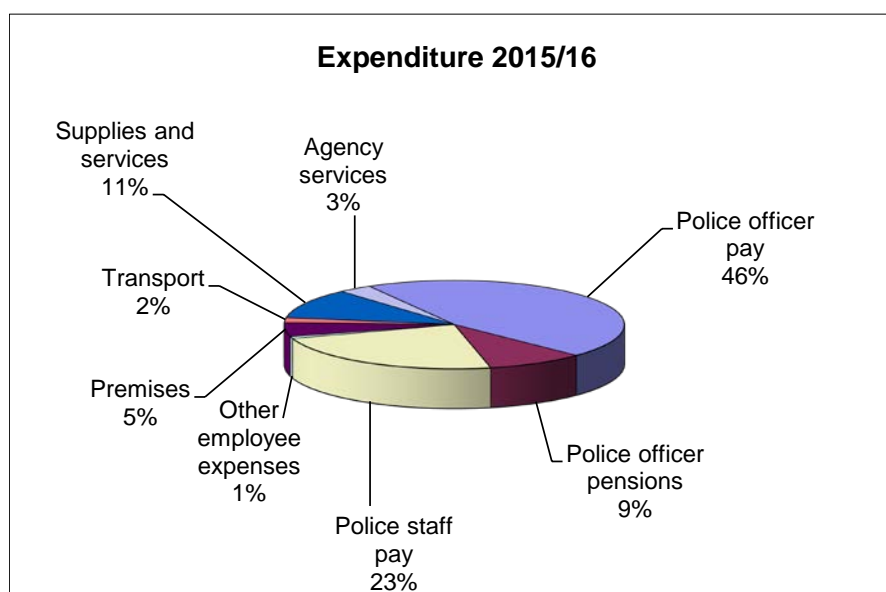
If you have any ideas or suggestions about how the information provided in these summary Accounts can be improved please let us know. Please send your comments to the Chief Accountant, Christopher Burgham at christopher.burgham@gloucestershire.pnn.police.uk or at County Police HQ, No.1 Waterwells, Waterwells Drive, Quedgeley, Gloucester, GL2 2AN.

Income and Expenditure

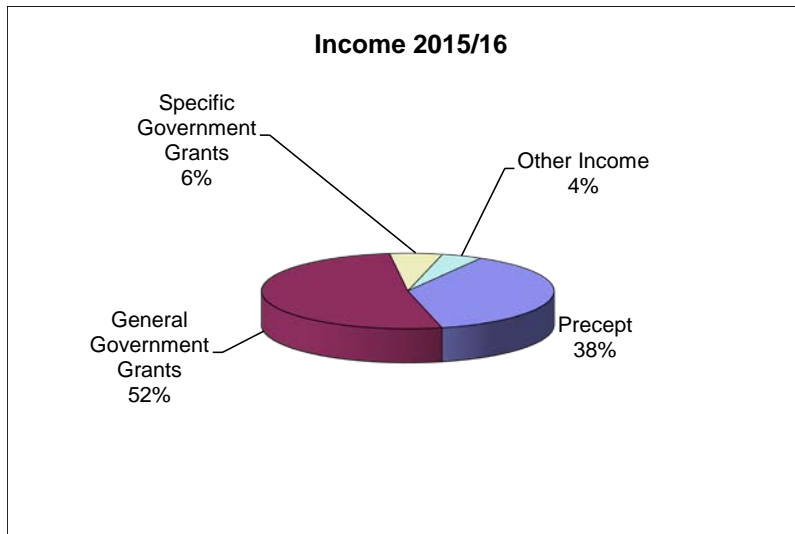
The cost of policing in Gloucestershire for the year to 31st March 2016 is shown below:

	This Year £000	Last Year £000
Police officer pay	51,282	52,783
Staff pay	26,142	24,963
Police pensions	10,392	10,122
FRS17 pension costs	-7,126	-1,020
Other employee expenses	836	1,106
Premises	5,683	5,185
Transport	2,080	2,029
Supplies and services	12,307	11,036
Agency services	3,609	2,614
Depreciation	4,614	4,423
Gross Operating Expenditure	109,819	113,241
Specific grants	-6,867	-5,612
Income from fees and charges	-5,332	-5,012
Revaluation gains/losses	-1,037	-1,677
Net Cost of Service	96,583	100,940
Capital and interest charges	1,519	2,148
Interest received	-175	-180
IAS19 adjustments	7,126	1,020
Contribution to Pension Fund account	19,768	15,963
Transfers to reserves	865	3,472
Total cost to be funded	125,686	123,363

The analysis of Gross Operating Expenditure (excluding capital and IAS 19 adjustments) is:



The services provided by the PCC were funded as follows:



General Government Grants £61.1m
Police Revenue Grant, Council Tax Support Grant, Capital Grant/contribution & National non-domestic rates redistribution

Specific Government Grants £6.9m
These now account for 10% of government funding

Precept £44.8m
The Band D Council Tax was £207.73 per dwelling (£207.73 in 2014/15)

Other Income £5.3m
Includes £0.4m from the Home Office to fund the costs of the badger cull.

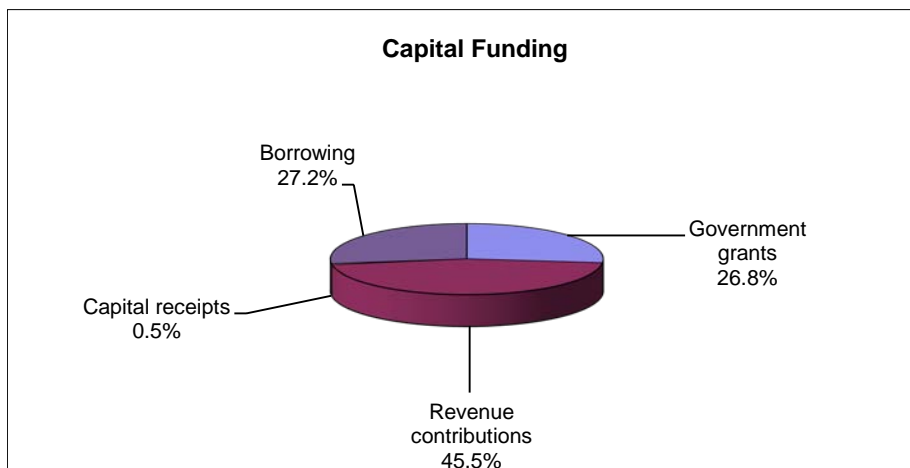
Capital Expenditure and Funding

Amounts spent on purchasing, upgrading and improving assets, and how this spending was financed.

During the year the PCC spent £7.358m on capital expenditure, on the following assets:

	£000
Vehicle replacement	2,072
IT systems	1,861
Equipment	325
Buildings	3,100
Total expenditure	<u>7,358</u>

This expenditure was financed by:



Balance Sheet

What the PCC owns (ASSETS) and what he owes (LIABILITIES)

	2016 £000	2015 £000
Long term assets		
Land & buildings	61,571	60,741
Vehicles, equipment & software	10,408	9,544
Total long term assets	<u>71,979</u>	<u>70,285</u>
Current assets		
Cash & short term investments	30,186	29,204
Debtors & other current assets	18,759	12,001
Total assets	<u>120,924</u>	<u>111,490</u>
Less: Liabilities		
Short term creditors	-10,004	-7,375
Borrowing	-14,864	-12,863
PFI finance lease	-18,863	-14,599
Provisions	-269	-218
Total liabilities	<u>-44,000</u>	<u>-35,055</u>
Total assets less liabilities	<u>76,924</u>	<u>76,435</u>

**The PCC's net worth is £76.9 million.
This is represented by:**

	2016 £000	2015 £000
Capital reserves	49,314	47,531
General reserve	5,326	6,100
Specific reserves	22,284	22,804
Total worth	<u>76,924</u>	<u>76,435</u>

The balance in the general reserve represents the working balance of the PCC and is held at 5% of the revenue budget.

The specific reserves have been set up to fund future spending, and include a reserve of £3.0 million, which will support future revenue budgets in light of reducing Government allocations and £7.9 million to fund the cost of future Information Technology developments.

The Balance Sheet in the published Accounts includes pension liabilities of £1,137 million. This reduces the net worth of the PCC from net assets of £77 million, to net liabilities of £1,060 million (negative worth). This liability will be met from future pension contributions and government funding.